

Audited Financial Results for the Year ended 31st March, 2012

PART I						(Rs in Lakhs)
	Particulars	3 months ended (31.03.2012)	Preceding 3 months ended (31.12.2011)	Corresponding 3 months ended (31.03.2011) in the previous year	Year to date figures for current period ended (31.03.2012)	Previous year ended (31.03.2011)
	(Refer Notes Below)	(Audited)	(Unaudited)	(Audited)	(Audited)	(Audited)
1	Income from operations					
	(a) Net sales/income from operations (Net of excise duty)	2107.89	2790.98	2527.31	10360.68	10017.31
	(b) Other operating income	7.98	5.43	0	24.20	45.99
	Total income from operations (net)	2115.87	2796.41	2527.31	10384.88	10063.3
2	Expenses					
	(a) Cost of materials consumed	877.3	1452.66	230.04	4939.85	3516.46
	(b) Purchases of stock-in-trade	1225.32	866.45	263.52	3493.95	4390.92
	(c) Changes in inventories of finished goods, work-in-progress and stock-in-trade	-370.86	-314.23	1019.03	-539.24	-270.63
	(d) Employee benefits expense	131.48	230.43	303.08	662.42	547.75
	(e) Depreciation and amortisation expense	85.38	66.77	83.94	256.05	232.45
	(f) Other expenses (Any item exceeding 10% of the total expenses relating to continuing operations to be shown separately)	29.91	297.98	416.91	847.9	907.33
	Total expenses	1978.53	2600.06	2316.52	9660.93	9324.28
3	Profit / (Loss) from operations before other income, finance costs and exceptional items (1-2)	137.34	196.35	210.79	723.95	739.02
4	Other income	0	0	0	0	0
5	Profit / (Loss) from ordinary activities before finance costs and exceptional items (3 + 4)	137.34	196.35	210.79	723.95	739.02
6	Finance costs	137.67	122.42	171.36	498.64	499
7	Profit / (Loss) from ordinary activities after finance costs but before exceptional items (5 - 6)	-0.33	73.93	39.43	225.31	240.02
8	Exceptional items	0	0	0	0	0
9	Profit / (Loss) from ordinary activities before tax (7 + 8)	-0.33	73.93	39.43	225.31	240.02
10	Tax expense (including Deferred tax)	50.88	14.75	22.69	95.9	62.81
11	Net Profit / (Loss) from ordinary activities after tax (9 - 10)	-51.21	59.18	16.74	129.41	177.21
12	Extraordinary items (net of tax expense ` ____ Lakhs)	0	0	0	0	0
13	Net Profit / (Loss) for the period (11 - 12)	-51.21	59.18	16.74	129.41	177.21
14	Share of profit / (loss) of associates*	0	0	0	0	0
15	Minority interest *	0	0	0	0	0
16	Net Profit / (Loss) after taxes, minority interest and share of profit / (loss) of associates (13 + 14 + 15) *	-51.21	59.18	16.74	129.41	177.21
17	Paid-up equity share capital	462.5	462.5	350.5	462.5	350.5
	(Face Value of the Share shall be indicated)	10	10	10	10	10
18	Reserve excluding Revaluation Reserves as per balance sheet of previous accounting year (including Share premium)	2219.83	2219.83	1927.83	2219.83	1927.83
19.i	Earnings per share (before extraordinary items) (of ` ____/- each) (not annualised):					
	(a) Basic	-1.11	1.28	0.48	2.79	5.06
	(b) Diluted	-1.11	1.28	0.48	2.79	5.06
19.ii	Earnings per share (after extraordinary items) (of ` ____/- each) (not annualised):					
	(a) Basic	-1.11	1.28	0.48	2.79	5.06
	(b) Diluted	-1.11	1.28	0.48	2.79	5.06




PART II


Select Information for the Quarter and _____ Months Ended dd/mm/yyyy						
	Particulars	3 months ended (31.03.2012)	Preceding 3 months ended (31.12.2012)	Corresponding 3 months ended (31/03/2011) in the previous year	Year to date figures for current period ended (31/03/2012)	Previous year ended (31/03/011)
A	PARTICULARS OF SHAREHOLDING					
1	Public shareholding					
	- Number of shares	4,125,000	3508450	2,388,450	4,125,000	2,388,450
	- Percentage of shareholding	89.19	75.86	68.14	89.19	68.14
2	Promoters and Promoter Group Shareholding **					
	a) Pledged / Encumbered					
	- Number of shares	NA	NA	NA	NA	NA
	- Percentage of shares (as a % of the total shareholding of promoter and promoter group)	NA	NA	NA	NA	NA
	- Percentage of shares (as a % of the total share Capital of the Company)	NA	NA	NA	NA	NA
	b) Non - encumbered					
	- Number of shares	500000	1116550	1,116,550	500000	1,116,550
	- Percentage of shares (as a % of the total shareholding of promoter and promoter group)	100	100	100	100	100
	- Percentage of shares (as a % of the total share Capital of the Company)	10.81	24.14	31.86	10.81	31.86

	Particulars	3 months ended (dd/mm/yyyy)
B	INVESTOR COMPLAINTS	
	Pending at the beginning of the quarter Received during the quarter Disposed of during the quarter Remaining unresolved at the end of the quarter	0

Clause 41 of the Listing Agreement For Companies (Other than Banks)			
	Standalone / Consolidated Statement of Assets and Liabilities	As at (current year end / year end) (31/03/2012)	As at (previous year end) (31/03/2011)
	Particulars		
A	EQUITY AND LIABILITIES		
1	Shareholders' funds		
	(a) Share capital	1812.5	1715.5
	(b) Reserves and surplus	552.17	135.53
	(c) Money received against share warrants		
	Sub-total - Shareholders' funds	2364.67	1851.03
2	Share application money pending allotment		
3	Minority interest *		
4	Non-current liabilities		
	(a) Long-term borrowings	1950.41	1735.81
	(b) Deferred tax liabilities (net)		
	(c) Other long-term liabilities	11.28	0
	(d) Long-term provisions		
	Sub-total - Non-current liabilities	1961.69	1735.81
5	Current liabilities		
	(a) Short-term borrowings	2226.00	1970.24
	(b) Trade payables	548.11	590.38
	(c) Other current liabilities	348.96	468.43
	(d) Short-term provisions	47.23	48.83
	Sub-total - Current liabilities	3170.30	3077.88
	TOTAL - EQUITY AND LIABILITIES	7496.66	6664.72
B	ASSETS		
1	Non-current assets		
	(a) Fixed assets	2742.14	2649.92
	(b) Goodwill on consolidation *		
	(c) Non-current investments (Capital Work In Progress)	10.18	
	(d) Deferred tax assets (net)	195.35	245.05
	(e) Long-term loans and advances	183.25	198.32
	(f) Other non-current assets	21.65	21.65
	Sub-total - Non-current assets	3152.57	3114.94



2	Current assets		
	(a) Current investments		
	(b) Inventories	3084.63	2536.41
	(c) Trade receivables	1075.30	874.62
	(d) Cash and cash equivalents	41.10	88.81
	(e) Short-term loans and advances	118.34	29.95
	(f) Other current assets	24.72	19.99
	Sub-total - Current assets	4344.09	3549.78
	TOTAL - ASSETS	7496.66	6664.72




[Handwritten signature]

[Handwritten signature]

Note

- 1) The previous year/period figures have been regrouped/ reclassified, wherever necessary
- 2) The Company's operations fall under single segment hence segment reporting as defined in Accounting Standard 17 is not applicable
- 3) The above results were reviewed by the Audit Committee and were thereafter taken on record by the Board of Directors at their meeting held on 28.05.2012

For Himachal Fibres Limited



Akhil Malhotra
Managing Director
Date-28.05.2012
Place-Ludhiana

